

## Test Report

SPONSOR: **Catalyst Acoustics Group**  
Agawam, MA

**Sound Absorption**  
**RAL™-A20-360**

CONDUCTED: 2020-08-31

Page 1 of 8

ON: PET 9mm Panel (Type F-50 mounting)

### TEST METHODOLOGY

Riverbank Acoustical Laboratories™ is accredited by the U.S. Department of Commerce, National Institute of Standards and Technology (NIST) under the National Voluntary Laboratory Accreditation Program (NVLAP) as an ISO 17025:2017 Laboratory (NVLAP Lab Code: 100227-0) and for this test procedure. The test reported in this document conformed explicitly with ASTM C423-17: "Standard Test Method for Sound Absorption and Sound Absorption Coefficients by the Reverberation Room Method." The specimen mounting was performed according to ASTM E795-16: "Standard Practices for Mounting Test Specimens During Sound Absorption Tests." A description of the measurement procedure and room specifications are available upon request. The results presented in this report apply to the sample as received from the test sponsor.

### INFORMATION PROVIDED BY SPONSOR

The test specimen was designated by the sponsor as PET 9mm Panel (Type F-50 mounting). The following nominal product information was provided by the sponsor prior to testing. The accuracy of such sponsor-provided information can affect the validity of the test results.

#### Product Under Test

Trade Name: PET straight Panel (8' x 9' area)  
Material: Polyethylene terephthalate felt  
Thickness: 9 mm (0.354 in.)  
Manufacturer: Frasch

### SPECIMEN MEASUREMENTS & TEST CONDITIONS

Through a full external visual inspection performed on the test specimen, Riverbank personnel verified the following information:

#### Test Specimen

Material: Semirigid felt paneling  
Dimensions: 2 @ 1219.2 mm (48 in.) x 2438.4 mm (96 in.)  
1 @ 304.8 mm (12 in.) x 2438.4 mm (96 in.)  
Thickness: 9.37 mm (0.369 in.)  
Overall Weight: 8.39 kg (18.5 lbs)  
Density: 133.85 kg/m<sup>3</sup> (8.36 lbs/ft<sup>3</sup>)  
Joints: Edges butted

1512 S BATAVIA AVENUE  
GENEVA, IL 60134  
630-232-0104

An  ALION Technical Center

RIVERBANK.ALIONSCIENCE.COM

FOUNDED 1918 BY  
WALLACE CLEMENT SABINE

## Test Report

Catalyst Acoustics Group  
2020-08-31

**RAL™-A20-360**

Page 2 of 8

### Overall Specimen Properties

Size: 2.74 m (108.0 in) wide by 2.44 m (96.0 in) long  
Thickness: 0.01 m (0.369 in)  
Weight: 8.39 kg (18.5 lbs)  
Mass per Unit Area: 1.25 kg/m<sup>2</sup> (0.26 lbs/ft<sup>2</sup>)  
Calculation Area: 6.689 m<sup>2</sup> (72. ft<sup>2</sup>)

### Test Environment

Room Volume: 291.98 m<sup>3</sup>  
Temperature: 22.9 °C ± 0.0 °C (Requirement: ≥ 10 °C and ≤ 5 °C change)  
Relative Humidity: 57.6 % ± 1.4 % (Requirement: ≥ 40 % and ≤ 5 % change)  
Barometric Pressure: 98.2 kPa (Requirement not defined)

### MOUNTING METHOD

Type F-50 Mounting: The test specimen was laid across a regularly-spaced array of 50.8 mm (2 in.) thick wooden spacers, creating an air space between the test specimen and the horizontal test surface. The numeral suffix in the mounting designation is defined in ASTM E795-16 as the thickness of the spacers in millimeters, rounded to the nearest integer multiple of 5. Perimeter edges were sealed with metal framing and duct tape.

1512 S BATAVIA AVENUE  
GENEVA, IL 60134  
630-232-0104

An ALION Technical Center

RIVERBANK.ALIONSCIENCE.COM

FOUNDED 1918 BY  
WALLACE CLEMENT SABINE

## Test Report

Catalyst Acoustics Group  
2020-08-31

**RAL™-A20-360**

Page 3 of 8




Figure 1 – Specimen mounted in test chamber



Figure 2 – Specimen partially installed, spacer array

1512 S BATAVIA AVENUE  
GENEVA, IL 60134  
630-232-0104

An  ALION Technical Center

RIVERBANK.ALIONSCIENCE.COM

FOUNDED 1918 BY  
WALLACE CLEMENT SABINE

## Test Report

**Catalyst Acoustics Group**  
2020-08-31

**RAL™-A20-360**

Page 4 of 8

### TEST RESULTS

Specimen total absorption and absorption coefficient are tabulated at the eighteen standard frequencies. A graphic presentation of the data and additional information appear on the following pages.

#### 1/3 Octave Center

Frequency (Hz)	Total Absorption (m <sup>2</sup> )	Total Absorption (Sabins)	Absorption Coefficient
100	0.42	4.53	0.06
** 125	0.46	4.96	0.07
160	0.68	7.36	0.10
200	0.95	10.26	0.14
** 250	0.89	9.61	0.13
315	1.58	16.97	0.24
400	1.98	21.31	0.30
** 500	2.79	30.01	0.42
630	3.68	39.62	0.55
800	4.54	48.89	0.68
** 1000	5.32	57.22	0.79
1250	5.80	62.42	0.87
1600	6.04	65.03	0.90
** 2000	5.96	64.13	0.89
2500	5.61	60.36	0.84
3150	4.95	53.32	0.74
** 4000	5.09	54.80	0.76
5000	5.95	63.99	0.89

**SAA = 0.56**

**NRC = 0.55**

1512 S BATAVIA AVENUE  
GENEVA, IL 60134  
630-232-0104

An ALION Technical Center

RIVERBANK.ALIONSCIENCE.COM

FOUNDED 1918 BY  
WALLACE CLEMENT SABINE

## Test Report

Catalyst Acoustics Group  
2020-08-31


**RAL™-A20-360**

Page 5 of 8


### TEST RESULTS (continued)

The sound absorption average (SAA) is defined in ASTM C423-17 Section 3.1.1 as the arithmetic average of the sound absorption coefficients of a material for the twelve one-third octave bands from 200 Hz through 2500 Hz, inclusive, rounded to the nearest integer multiple of 0.01.

The noise reduction coefficient (NRC) is defined from previous versions of ASTM C423 as the arithmetic average of the sound absorption coefficients at 250 Hz, 500 Hz, 1000 Hz, and 2000 Hz, rounded to the nearest integer multiple of 0.05.

Tested by   
Marc Sciaky  
Senior Experimentalist

Report by   
Malcolm Kelly  
Acoustical Test Engineer

Approved by   
Eric P. Wolfram  
Laboratory Manager



1512 S BATAVIA AVENUE  
GENEVA, IL 60134  
630-232-0104

An  ALION Technical Center

RIVERBANK.ALIONSCIENCE.COM

FOUNDED 1918 BY  
WALLACE CLEMENT SABINE

## Test Report

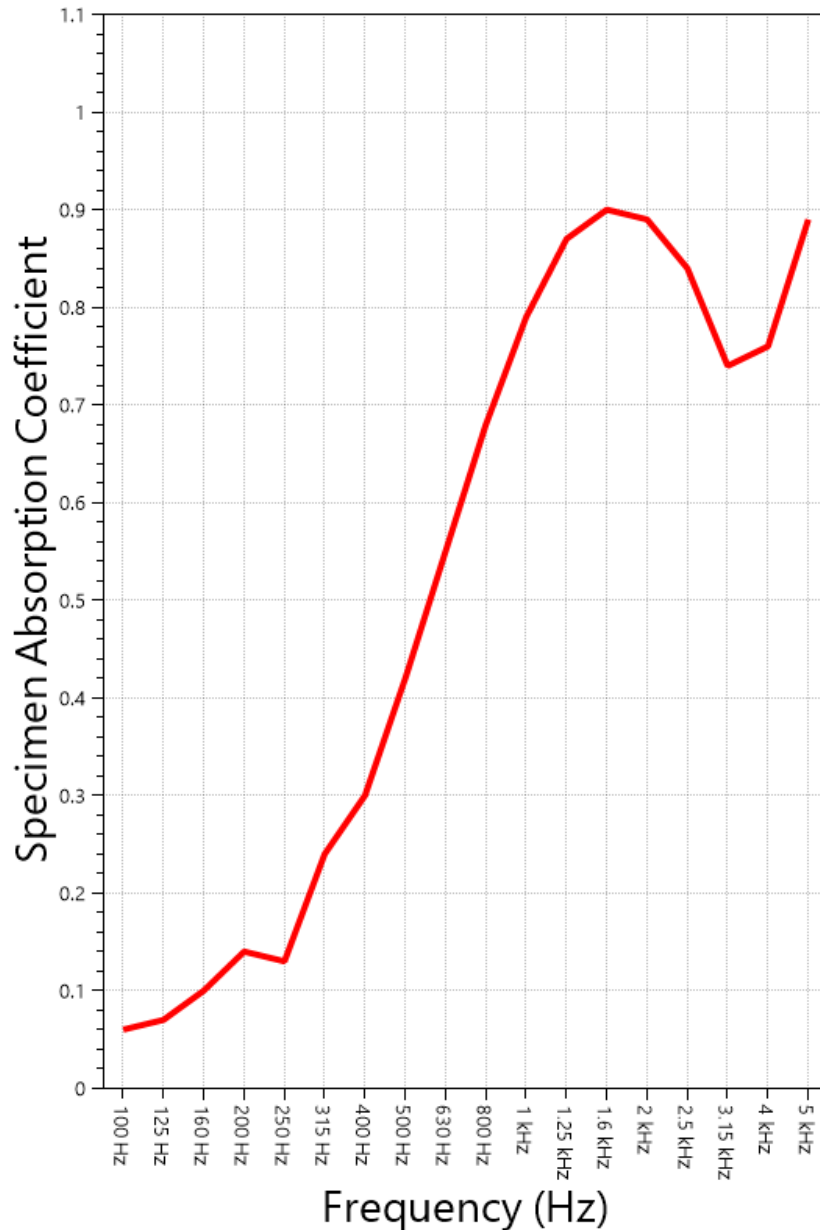
Catalyst Acoustics Group  
2020-08-31

**RAL™-A20-360**

Page 6 of 8

### SOUND ABSORPTION REPORT

PET 9mm Panel (Type F-50 mounting)



**SAA = 0.56**

**NRC = 0.55**

1512 S BATAVIA AVENUE  
GENEVA, IL 60134  
630-232-0104

An  ALION Technical Center

RIVERBANK.ALIONSCIENCE.COM

## Test Report

FOUNDED 1918 BY  
WALLACE CLEMENT SABINE

Catalyst Acoustics Group  
2020-08-31

**RAL™-A20-360**

Page 7 of 8

### **APPENDIX A: Extended Frequency Range Data**

Specimen: PET 9mm Panel (Type F-50 mounting) (See Full Report)

*The following non-accredited data were obtained in accordance with ASTM C423-17, but extend beyond the defined frequency range of 100Hz to 5,000Hz. These unofficial results are representative of the RAL test environment only and intended for research & comparison purposes.*

1/3 Octave Band Center Frequency (Hz)	Total Absorption (Sabins)	Absorption Coefficient
31.5	4.05	0.06
40	4.60	0.06
50	6.37	0.09
63	6.70	0.09
80	7.30	0.10
100	4.53	0.06
125	4.96	0.07
160	7.36	0.10
200	10.26	0.14
250	9.61	0.13
315	16.97	0.24
400	21.31	0.30
500	30.01	0.42
630	39.62	0.55
800	48.89	0.68
1000	57.22	0.79
1250	62.42	0.87
1600	65.03	0.90
2000	64.13	0.89
2500	60.36	0.84
3150	53.32	0.74
4000	54.80	0.76
5000	63.99	0.89
6300	66.67	0.93
8000	69.49	0.97
10000	74.02	1.03
12500	79.37	1.10

1512 S BATAVIA AVENUE  
GENEVA, IL 60134  
630-232-0104

An  ALION Technical Center

RIVERBANK.ALIONSCIENCE.COM

FOUNDED 1918 BY  
WALLACE CLEMENT SABINE

## Test Report

Catalyst Acoustics Group  
2020-08-31

**RAL™-A20-360**

Page 8 of 8

### **APPENDIX B: Instruments of Traceability**

Specimen: PET 9mm Panel (Type F-50 mounting) (See Full Report)

<b><u>Description</u></b>	<b><u>Model</u></b>	<b><u>Serial Number</u></b>	<b><u>Date of Certification</u></b>	<b><u>Calibration Due</u></b>
System 1	Type 3160-A-042	3160- 106968	2020-06-26	2021-06-26
Bruel & Kjaer Mic And Preamp A	Type 4943-B-001	2311428	2019-09-27	2020-09-27
Bruel & Kjaer Sound Level Calibrator	Type 4230	861609	2019-11-19	2020-11-19
Omega Digital Temp., Humid. And Pressure Recorder	OM-CP- PRHTemp2000	P97844	2020-02-18	2021-02-18

### **APPENDIX C: Revisions to Original Test Report**

Specimen: PET 9mm Panel (Type F-50 mounting) (See Full Report)

<b><u>Date</u></b>	<b><u>Revision</u></b>
2020-09-03	Original report issued

---

END